



**DEFENSE
METALS**

North America's **Most Advanced** Rare Earths Project

Bringing certainty to the supply of Critical
Minerals in North America

TSX-V: DEFN | OTCQB: DFMTF | FSE: 35D

September 2025



Forward-Looking Statements

This presentation includes certain statements that constitute “forward-looking information or statements” within the meaning of applicable securities law, including without limitation, the Company’s plans for its Wicheeda REE project, other statements relating to the technical, financial and business prospects of the Company, completing additional studies, complete pre-feasibility study on Wicheeda project, advancing the Wicheeda project, environmental studies, optimize pilot plants, completing project milestones in 2024 and onwards, expected timelines, and other matters. Forward-looking statements address future events and conditions and are necessarily based upon a number of estimates and assumptions. These statements relate to analyses and other information that are based on forecasts of future results, estimates of amounts not yet determinable and assumptions of management. Any statements that express or involve discussions with respect to predictions, expectations, beliefs, plans, projections, objectives, assumptions or future events or performance (often, but not always, using words or phrases such as “expects” or “does not expect”, “is expected”, “anticipates” or “does not anticipate”, “plans”, “estimates” or “intends”, or stating that certain actions, events or results “may”, “could”, “would”, “might” or “will” be taken, occur or be achieved), and variations of such words, and similar expressions are not statements of historical fact and may be forward-looking statements. Forward-looking statements are necessarily based upon a number of factors that, if untrue, could cause the actual results, performances or achievements of the Company to be materially different from future results, performances or achievements express or implied by such statements. Such statements and information are based on numerous assumptions regarding present and future business strategies and the environment in which the Company will operate in the future, including the price of metals, anticipated costs and the ability to achieve goals, that general business and economic conditions will not change in a material adverse manner, that financing will be available if and when needed and on reasonable terms, and that third party contractors, equipment and supplies and governmental and other approvals required to conduct the Company’s planned exploration activities will be available on reasonable terms and in a timely manner. While such estimates and assumptions are considered reasonable by the management of the Company, they are inherently subject to significant business, economic, competitive and regulatory uncertainties and risks.

Forward-looking statements are subject to a variety of risks and uncertainties, which could cause actual events, level of activity, performance or results to differ materially from those reflected in the forward-looking statements, including, without limitation : (i) risks related to rare earth elements, and other commodity price fluctuations; (ii) risks and uncertainties relating to the interpretation of exploration and metallurgical results; (iii) risks related to the inherent uncertainty of exploration and cost estimates and the potential for unexpected costs and expenses; (iv) that resource exploration and development is a speculative business; (v) that the Company may lose or abandon its property interests or may fail to receive necessary licences and permits; (vi) that environmental laws and regulations may become more onerous and risks related to adverse weather or climate events; (vii) that the Company may not be able to raise additional funds when necessary; (viii) the possibility that future exploration, development or mining results will not be consistent with the Company’s expectations including risks relating to inaccurate geological, metallurgical and engineering assumptions; (ix) exploration and development risks, including risks related to accidents, equipment breakdowns, labour disputes or other unanticipated difficulties with or interruptions in exploration and development; (x) competition; (xi) the potential for delays in exploration or development activities or the completion of geologic reports or studies; (xii) the uncertainty of profitability based upon the Company’s history of losses; (xiii) risks related to environmental regulation and liability; (xiv) risks associated with failure to maintain community acceptance, agreements and permissions (generally referred to as “social licence”), including local First Nations and risks relating to the impact of Covid-19 or other viruses and diseases on the Company’s ability to operate (xv) risks relating to obtaining and maintaining all necessary government permits, approvals and authorizations relating to the continued exploration and development of the Company’s projects; (xvi) risks related to the outcome of legal actions; (xvii) political and regulatory risks associated with mining and exploration; (xix) risks related to current global financial conditions; and (xx) other risks and uncertainties related to the Company’s prospects, properties and business strategy. These risks, as well as others, could cause actual results and events to vary significantly. Factors that could cause actual results to

differ materially from those in forward looking statements include, but are not limited to, continued availability of capital and financing and general economic, market or business conditions, the loss of key directors, employees, advisors or consultants, adverse climate and weather conditions, increase in costs, equipment failures, risks relating to unanticipated operational difficulties (including failure of equipment or processes to operate in accordance with specifications or expectations, cost escalation, unavailability of materials and equipment, government action or delays in the receipt of government approvals, industrial disturbances or other job action, and unanticipated events related to health, safety and environmental matters), risks relating to inaccurate geological, metallurgical and engineering assumptions, decrease in the price of rare earth elements, the impact of Covid-19 or other viruses and diseases on the Company’s ability to operate, an inability to predict and counteract the effects of COVID-19 on the business of the Company, including but not limited to, the effects of COVID-19 on the price of commodities, capital market conditions, restriction on labour and international travel and supply chains, litigation, delayed results, failure of counterparties to perform their contractual obligations and fees charged by service providers. Investors are cautioned that forward-looking statements are not guarantees of future performance or events and, accordingly are cautioned not to put undue reliance on forward-looking statements due to the inherent uncertainty of such statements. The forward-looking statements included in this presentation are made as of the date hereof and the Company disclaims any intention or obligation to update or revise any forward-looking statements, whether as a result of new information, future events or otherwise, except as expressly required by applicable securities legislation. The Company has a limited history with no assurance of revenues; estimating mineral resources is risky; exploration and development is speculative and may not result in profitable mining operations; exploration, development, and mining requires substantial capital, resulting in significant financing risks and shareholder dilution. The key risks related to exploration in general are that chances of identifying economical reserves are extremely small. The scientific and technical content of this presentation has been reviewed and approved by Kris Raffle, P.Geo., a Technical Consultant of the Company and a Qualified Person as defined by National Instrument 43-101. Visit www.sedarplus.ca for further information and disclosure on the for the Wicheeda Rare Earth Element Project, British Columbia, Canada and the Company.

Market & Industry Data

The information contained herein includes market and industry data that has been obtained from third party sources, including industry publications. The Company believes that its industry data is accurate and that its estimates and assumptions are reasonable, but there is no assurance as to the accuracy or completeness of this data. Third party sources generally state that the information contained therein has been obtained from sources believed to be reliable, but there is no assurance as to the accuracy or completeness of included information. Although the data is believed to be reliable, the Company has not independently verified any of the data from third party sources referred to in this presentation or ascertained the underlying economic assumptions relied upon by such sources. Not for Distribution; No Offering This is for information purposes only and may not be reproduced or distributed to any other person or published, in whole or part, for any purpose whatsoever. This does not constitute a general advertisement or general solicitation or an offer to sell or a solicitation to buy any securities in any jurisdiction. Such an offer can only be made by prospectus or other authorized offering document. This presentation and materials or fact of their distribution or communication shall not form the basis of, or be relied on in connection with any contract, commitment or investment decision whatsoever in relation thereto. No securities commission or similar authority in Canada or any other jurisdiction has in any way passed upon the adequacy or accuracy of the information contained herein. You should not rely upon this document in evaluating the merits of investing in our securities or for understanding our business.



Defense Metals

Value In The Critical Minerals Space

Rare Earth Minerals
are **Indispensable**
for Everyday
Technologies

Protecting North
America from **supply**
vulnerability now a
political and economic
must

With the only
undeveloped REE
mining reserve in North
America, **Defense is**
uniquely positioned as
the solution

The **WHITE HOUSE**

Executive Order from April 15, 2025

"The dependence of the United States on imports and the vulnerability of our supply chains raises the potential for risks to national security, defense readiness, price stability, and economic prosperity and resilience."



REEs Have Critical Technology Applications

Impacting us in every aspect of our lives



Automotive

- Electric Vehicle Motors
- Catalytic converters



Power Generation

- Wind turbines
- Other power generators




Aerospace/Defense

- Plane Motors
- Submarines
- Guidance equipment
- Thermal barrier coatings



Robotics/Electronics

- Robotics
- Computer screens
- Smartphones
- Batteries
- Hard drives



Chemicals / Catalysts

- Optical-quality glass
- Air pollution control



Healthcare

- MRI scanners
- CT scanners



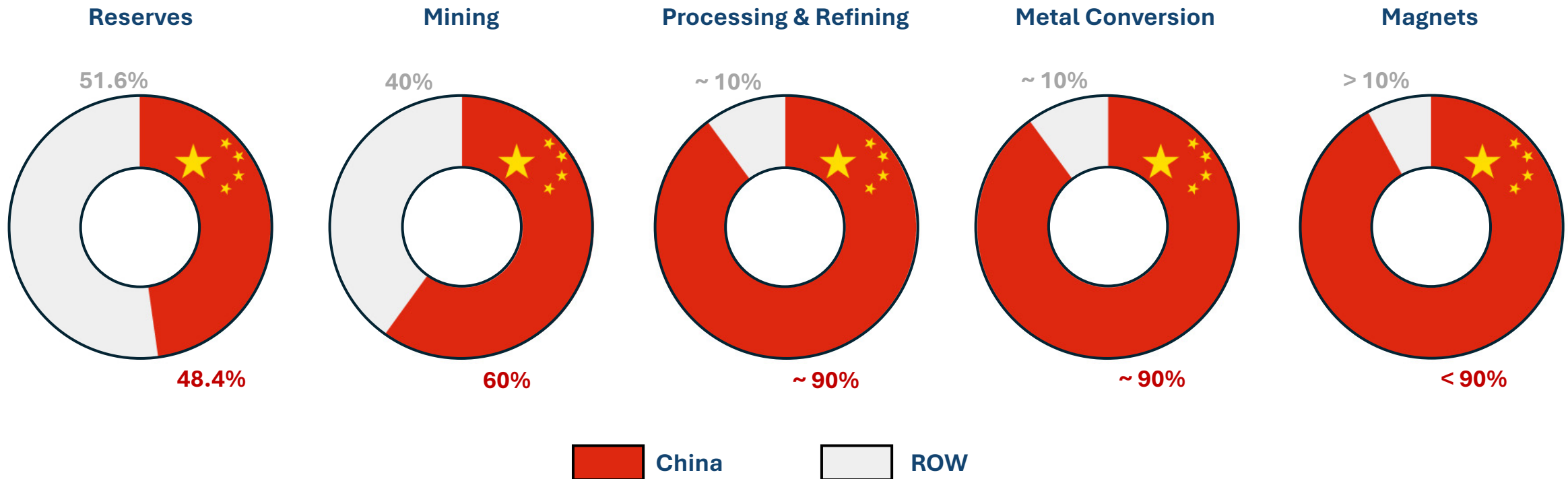
Agriculture

- Farm equipment motors
- Fertilizers



Geopolitical Tension

China Dominates Every Step of the Rare Earth Supply Chain:
From Mining and Beneficiation, to Smelting and Producing NdFeB Magnets



Geopolitical Tension


Western governments now recognizing they must address China's dominance in every step of the rare earth supply chain

The New York Times

*China Tightens Its Hold on Minerals Needed to Make **Computer Chips***

 **Reuters**


Exclusive: US-China trade truce leaves **military-use rare earth issue** unresolved, sources say

 **Reuters**

China hits back at US tariffs with **export controls** on key rare earths

 **CBC**

Auto companies 'in full panic' over rare-earths bottleneck

 **Business**

Rare earths **shortage** could cause pandemic-era disruptions, experts say

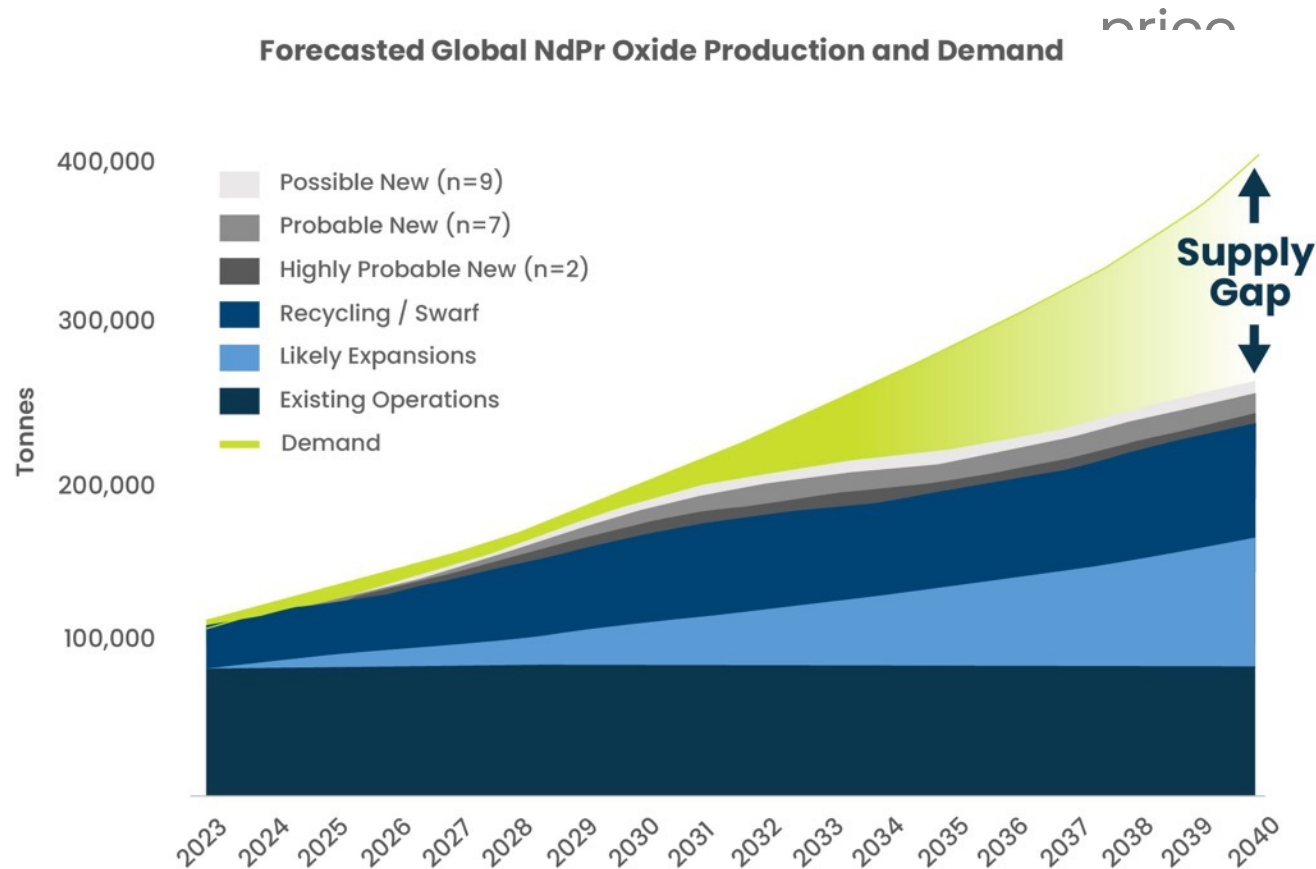
FINANCIAL TIMES

China's weaponisation of rare earths is a new kind of **trade war**



Growing Supply Side Shortage

The current low Chinese pricing now driving governments to provide suppliers a floor



Chinese export restrictions created a global shortage, moving the price of NdPr oxide from US\$30/kg to nearly US\$200/kg in 2010 through 2011.

Also, Feb 2022 prices peaked at nearly US\$150/kg



Why Defense Metals?



North America's Premier Rare Earths Deposit

- Deposit high in Neodymium (Nd) and Praseodymium (Pr) located near Prince George and in close proximity to existing infrastructure
- Large, proven resource for potential long life mine and high-grade rare earths at surface with low strip ratio

Robust Economics with High Operating Margins

- PFS shows pre-tax NPV US\$1.8 billion and 24.6% IRR
- highest operating margins for rare-earths projects globally

Current Valuation Offers Significant Potential for Upside

- One of the lowest Price-to-Net Asset Value (P/NAV) ratios in Canadian critical minerals, highlighting a substantial opportunity for growth

Strong Leadership

- Board and Senior Management with extensive experience in rare earths and strong relationships with Western governments (Canada, United States and the European Union)

Only Undeveloped Reserve in North America

Indicates a robust project with lower risk – only Reserve level projects attract project debt



Wicheeda – the only undeveloped Rare Earths project in North America with MINERAL RESERVES

A Reserve is a subset of a Resource which has been proven to be economically viable under the stringent specifications of NI 43-101 regulations
Economic studies older than 5 years, with no subsequent update, are not considered an adequate basis for reporting a current reserve

Country	Deposit / Project	Company	Resource (Measured (M) / Indicated (I) / Inferred (Inf))	Reserves (Proven & Probable)	Published Pre Feasibility Study ¹	Last Published Data ²
Canada	Wicheeda (British Columbia)	Defense Metals Corp.	M & I: 29.3 Mt @ 2.27% TREO; Inf: 5.50 Mt @ 1.40 % TREO	25.5 Mt @ 2.43 % TREO	Yes	2025
USA	Mountain Pass (California)	MP Materials	I: 4.35 Mt @ 3.71% TREO; Inf: 13.35 Mt @ 4.79 % TREO	29.69 Mt @ 5.97% REO	Yes	2024
USA	Bear Lodge (Wyoming)	Rare Element Resources	M & I: 6.02 Mt @ 4.08% TREO; Inf: 1.90 Mt @ 3.61 % TREO	No Reserves	Yes (2014)	2024
Canada	Strange Lake (Québec-Labrador)	Torngat Metals (data from previous owner Quest)	I: 278.1 Mt @ 0.93 % TREO; Inf: 214.4 Mt @ 0.85 % TREO	No Reserves	No	2014 (Quest)
USA	Halleck Creek (Wyoming)	American Rare Earths	M+I: 1,420 Mt @ 0.33% TREO;	No Reserves	No	2024
USA	La Paz (Arizona)	American Rare Earths	Inf =35.2 @ 391 ppm TREE	No Reserves	No	2021
Canada	Nechalacho (NWT)	Avalon / Vital Metals	M= 7.6 @ 1.48% TREO, I = 41.0 @ 1.29% TREO inf = 144.1 @ 1.31% TREO	No Reserves	No	2025
Canada	Ashram (Quebec)	Commerce Resources	I = 73.2 @ 1.89% TREO Inf = 131.1 @ 1.91% TREO	No Reserves	No	2024
Canada	Montviel (Quebec)	Geomega Resources	I = 82.4 @ 1.51% TREO Inf =184.2 @ 1.43% TREO	No Reserves	No	2015
Canada	Deep Fox /Foxtrot (Labrador)	Search Minerals	I = 15.09 @1.01 TREO	No Reserves	No	2022
USA	Bokan Mountain (Alaska)	Ucore Rare Metals	I =3.3 @ 0.614% TREO Inf = 1.3 @ 0.593% TREO	No Reserves	No	2015
USA	Round Top (Texas)	USA Rare Earth	M & I = 479.75 mt @ 0.06% TREO	No Reserves	No	2014

¹Pre Feasibility refers to studies published in accordance with NI43-101 guidelines. Private companies, while not obliged to do so, will typically publish results of a PFS if those results are positive

²Last Published data includes resource estimates and preliminary economic assessments which are not sufficiently advanced to demonstrate the economic viability required to meet the definition of Reserves

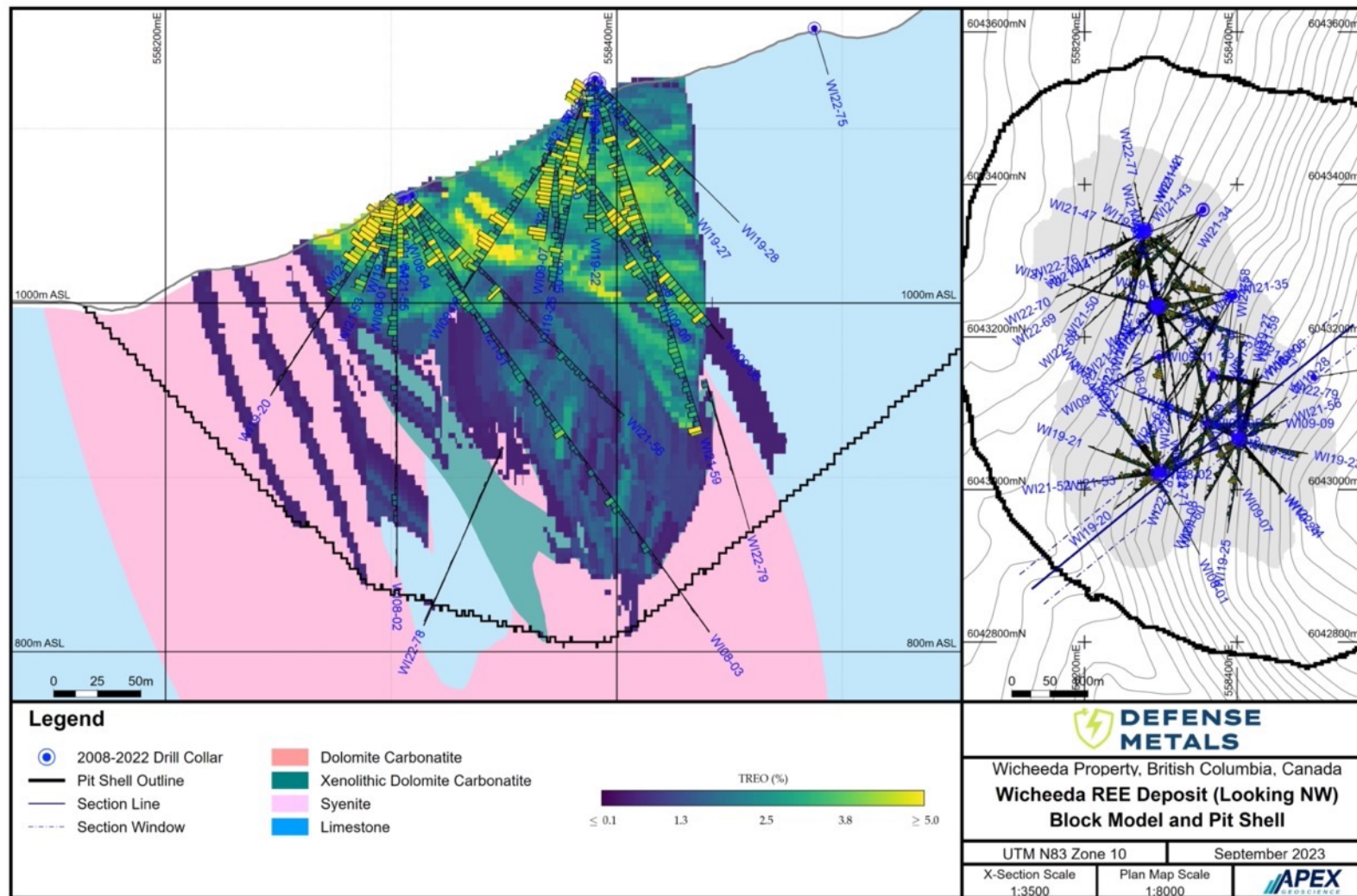


Strategic Location With Access To Infrastructure

- Strategically positioned 80 km from Prince George and accessible from a major forestry service road, which connects to major highway
- 100% owned 11,800-hectare, has power transmission lines, a gas pipeline and a major rail line nearby
- Prince George, British Columbia, is a service and supply centre for natural resources, construction and mining with a skilled workforce
- Port of Prince Rupert is 500km to the west and accessible by rail and road



High-Grade TREO at Surface



- Low strip ratio for mining 3.3:1
- Higher grades near surface lead to quicker payback



Social Environment Performance



**Demonstrating a
commitment to
collaborative
development and
reconciliation.**

Project oversight and
participation. Supporting
community-led initiatives.

Strategic partnership, Co-design
Agreement, and equity stake
(January 2024).

Established mutually beneficial
relationship with the principal
Indigenous rightsholder.



Environment

Environmental site data collection for required robust datasets initiated in 2020.

- Hydrology
- Meteorology
- Hydrogeology
- Geochemistry
- Water quality

Aligning environmental and social baseline studies to timelines that include the engineering information required for both feasibility and environmental assessment stages.



Government Relations and Regulatory Process

- Mines Act Permits in place for continued work on site to support FS site work
- Identified project under the Critical Minerals Secretariat
- Demonstrated support from all levels of government- Federal, Provincial and Indigenous

Commitment from governments to coordinate effectively in the assessment of projects and issuance of permits for critical mineral projects.

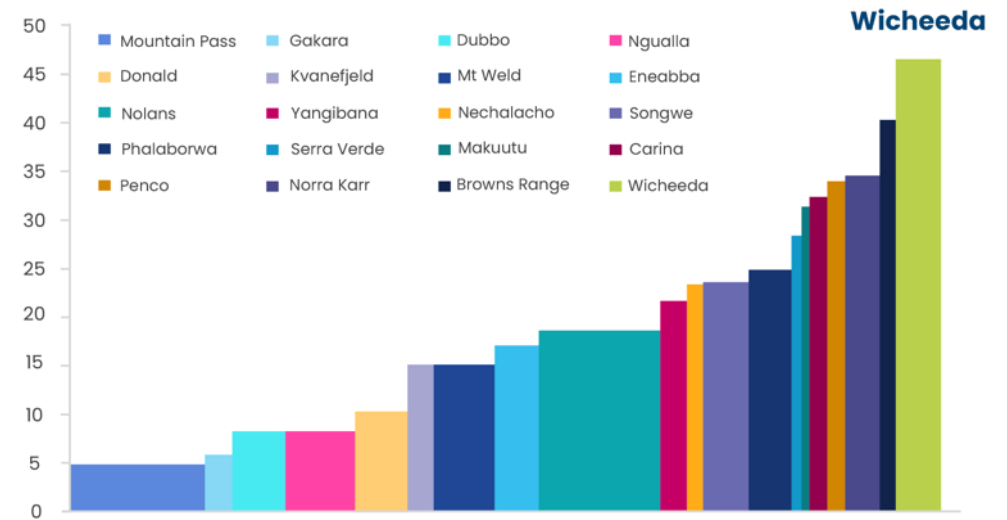


Robust Economics with High Operating Margins

PFS Economics – Feb 2025

NPV Pre Tax	US\$1.8 billion
NPV Post Tax	US\$1.0 billion
Payback Post Tax	3.7 years
IRR Pre Tax	24.6%
IRR Post Tax	18.9%
LOM Margin / kg TREO	71%
Revenue price for Breakeven (NdPrO equivalent in MREC)	\$37.42/kg

Rare Earth Adjusted Basket Value (\$/Kg TREO)



Source: Argus report for Defense Metals Feb 2025

- Final product from hydrometallurgical and initial separation plant includes high-value precipitate
- Removal of low value cerium and lanthanum drive high operating margins due to no associated penalties from separators



High Grade Concentrate is Comparable to Global Producers

Project	Stage	Grade (% TREO)	Flotation Concentration Grade and Recovery	Mineralogy
Wicheeda Canada	PFS Complete	2.3%¹	50% TREO, 60–80% recovery	Bastnaesite + Monazite
Mt. Pass (MP Materials, MPNYSE) ^{2,3} USA	Producer	8%	60% TREO, 67% recovery	Bastnaesite
Mt. Weld (Lynas Corp., LYC-ASX) ^{2,3} Australia	Producer	7%	40% TREO, 70% recovery	Monazite
Bayan Obo ^{2,3} China	Producer	6%	50% TREO, 60% recovery	Bastnaesite, Monazite
Sichuan ⁴ China	Producer	3.7%	50% - 60% TREO	Bastnaesite
Nolans (Arafura, ARU-ASX), Western Australia	Construction Phase	2.77%	<10% TREO	Monazite

1. See Defense Metals News Release Dated February 18, 2025

2. Verbaan, N., Bradley, K., Brown, N., and Mackie, S., 2015 A review of hydrometallurgical flowsheets considered in current REE projects. In: Simandl G.J. and Neetz, M. (Eds.). Symposium on Strategic and Critical Materials Proceedings. November 13–14, 2015, Victoria, BC EMPR, BCGS Paper 2015–3, pp. 147–162

3. These are commercial operations, and the results of Defense Metals' current results are from controlled lab testing and are not comparable

4. Ling ZHI LI, Xiaosheng YANG, ERES2014



Strong Leadership Team

Mark Tory | President & CEO

Seasoned mining executive with over three decades in the resource sector. Mark has extensive international experience in mining, with 10 years in rare earths, including serving as CEO of Northern Minerals, a heavy rare earth development company.

Guy de Selliers | Executive Chairman

A highly experienced business leader with a background in engineering and finance, Guy has served on the boards of a number of large companies, including mining companies. He was also the Chairman of one of the largest regulated insurance companies in Belgium.

David Baker | CFO & Head of Strategy

Worked within the Ivanhoe Mines group for 20+ years in roles across operations, development, and financing of the Oyu Tolgoi Copper mine in Mongolia as VP Treasurer. He was also CFO of VRB Energy and later CFO of Camino Minerals, supporting its construction stage copper project acquisition.

Michelle Tanguay | Lead, Environment and Social Performance

A mining industry leader with over 25 years' experience in environmental programs, permitting, and social performance, holding senior roles with companies such as GT Gold, Newmont, and Argonaut Gold.

Dale Wallster | Director

A successful prospector and geologist with a track record of high-value mineral discoveries. Dale brings over 30 years of exploration experience and has led the advancement of significant projects across multiple commodities.

Dr. Luisa Moreno, Ph.D. | Director

An expert in strategic and critical minerals with a PhD in physics engineering. Luisa advises global institutions on rare earths and emerging tech metals.

Suzanne Rich Folsom | Director

An internationally recognized authority on corporate governance, compliance, and ESG. Suzanne has served as General Counsel for Fortune 100 companies.

Ted Kavanagh | Director

A seasoned banking professional with over three decades in metals and mining finance, he served as Director of Metals & Mining Finance (Americas) at Société Générale until 2021.

John Goode | Metallurgical Consultant

A world-renowned metallurgist with decades of experience in rare earth and specialty metals. John specializes in process design and optimization.



Financial Snapshot

Capital Structure

As of September 5, 2025

Common Shares Issued & Outstanding	335.8M
------------------------------------	---------------

Share Purchase Warrants Outstanding	23.2M
-------------------------------------	--------------

Incentive Stock Options O/S	16.2M
-----------------------------	--------------

Fully Diluted	375.2M
---------------	---------------

Management & Insider Ownership	~7%
--------------------------------	------------

Analyst Coverage



PARADIGM
CAPITAL

agentis
CAPITAL



Why Invest – Recap

Rare Earth Minerals
are **Indispensable**
for Everyday
Technologies

Protecting North
America from **supply**
vulnerability now a
political and economic
must

With the only
undeveloped REE
mining reserve in North
America, **Defense is**
uniquely positioned as
a solution





DEFENSE METALS

Contact Information

Mark Tory

President and CEO

E: mark@defensemetals.com

T: +1 (604) 445-8179

1020 – 800 West Pender St.

Vancouver, BC

DEFENSEMETALS.COM

Defense is **the** value opportunity today in the REE space

Company Name	Asset Name	Country	Study and Date	Market Capitalization (C\$M)	P / NAV (x)
Rare Element Resources	Bear Lodge	USA	Pre-Feas 2014	\$512	0.68x
Northern Minerals	Browns Range	Australia	Feas – exp 2025	\$145	0.27x
Arafura	Nolans	Australia	Feas - 2025	\$370	0.25x
Hastings Technology Metals ¹	Yangibana	Australia	Feas - 2023	\$63	0.23x
Lindian Resources ²	Kanganhunde	Malawi	Feas - 2024	\$103	0.13x
Defense Metals	Wicheeda	Canada	Pre-Feas - 2025	\$67	0.04x
Peak Resources ³	Ngualla	Tanzania	Bank Feas - 2023	\$39	0.03x
Avalon Advanced Materials ²	Nechalacho	Canada	Feas - 2013	\$18	0.02x
Median					0.25x

Note: Median is exclusive of Defense Metals

1. Based on proportional ownership

2. Multi commodity and / or innovative technology

3. Used over \$200/kg pricing for NdPr in their study

